

Nabila - BASI SILVER E BLACK

Base Silver

Base Black

NABILA.

Il gioco raffinato dell'effetto metallico con tutta la semplicità di una mano di prodotto. NABILA consente di ottenere finiture madreperlate lucide che rendono l'ambiente elegante ma non sfarzoso. Una luminosità seducente da scegliere tra la sua ricca gamma cromatica, per superfici vibranti che nel rispetto di un gusto contemporaneo si prestano ad accogliere scenografici contrasti.

PREPARAZIONE DEL SUPPORTO:

- La superficie deve essere sana, asciutta, pulita ed esente da tracce di muffa.
- In caso di muri nuovi o sfarinanti applicare una mano di fissativo SUPERNOVITÀ.
- Applicare 1-2 mani di FONDO PER DECORATIVI o idropittura lavabile (es. VOGUE).

NABILA.

Enjoy the refined interplay of a metal finish with the simplicity of a single coat of the product. Nabila's glossy mother-of-pearl finish adds elegance to the space, without being ostentatious. You can select a seductive shine within a rich chromatic range, to obtain vibrant surfaces of contemporary taste apt to accommodate striking contrasts.

PREPARING THE SUPPORT:

- The surface must be sound, dry, clean, and free of mould.
- Apply a coat of SUPERNOVITÀ primer to new walls or walls with loose dust.
- Apply one or two coats of DECORATIVE PAINT PRIMER or washable water-based paint (e.g. VOGUE).

NABILA.

Le jeu raffiné de l'effet métallisé en une simple couche de produit. Nabila permet d'obtenir des finitions nacrées brillantes qui rendent la pièce élégante, mais pas fastueuse. Une luminosité séduisante à choisir parmi une riche gamme chromatique, pour des surfaces vibrantes qui, tout en apportant une touche contemporaine, accueillent des contrastes scénographiques.

PRÉPARATION DU SUPPORT:

- La surface doit être saine, sèche, propre et sans traces de moisissure.
- En cas de murs neufs ou qui s'effritent, appliquer une couche de fixation SUPERNOVITÀ.
- Appliquer 1-2 couches de FOND POUR DÉCORATIONS ou de peinture à l'eau lavable (par ex. VOGUE).

COME SI APPLICA:

- Sul fondo perfettamente essiccato, applicare con pennello o spalter a seconda dell'effetto desiderato.
- INCROCIATO: applicare NABILA con pennellate brevi ed incrociate, a seconda dell'effetto desiderato.
- DIAGONALE: applicare NABILA con pennellate diagonali, a seconda dell'effetto desiderato.
- È anche possibile utilizzare attrezzi differenti (rullo, tampone, spugna, guanto), creando i più originali e svariati effetti.

HOW TO APPLY IT:

- Apply on perfectly dry base coat, by brush or spalter to suit the desired effect.
- CROSSED: apply NABILA with short, crossed strokes, to suit the desired effect.
- DIAGONAL: apply NABILA with diagonal strokes, to suit the desired effect.
- You can also use various other tools: (roller, wad, sponge, glove), to create the most varied and creative effects.

APPLICATION:

- Sur le fond parfaitement sec, appliquer avec un pinceau ou un spalter selon l'effet désiré.
- CROISÉ: appliquer NABILA avec des coups de pinceau brefs et croisés, selon l'effet désiré.
- DIAGONAL: appliquer NABILA avec des coups de pinceau diagonaux, selon l'effet désiré.
- Il est possible d'utiliser des outils différents (rouleau empreinte, tampon, éponge, gant) pour créer des effets encore plus originaux et variés.



BRIGNOLA SRL

Via Macaggi 19 · 16121 Genova · Italia · Tel. +39 010.55001 · www.brignola.it · www.colorificiotorre.it

Nabila



BRIGNOLA

BRIGNOLA
COLORI dal 1901

BASE SILVER



Silver 65



Silver 29



Silver 13



Silver 12




Silver 56



Silver 57




Silver 09



Silver 17



Silver 18



Silver 52




Silver 54




Silver 36



Silver 19



Silver 15



Silver 21



Silver 39



Silver 35



Silver 62




Silver 40



Silver 41




Silver 42



Silver 37



Silver 14



Silver 46



Silver 32



Silver 11



Silver 33



Silver 50



Silver 49



Silver 30



Silver 06



Silver 45




Silver 43



Silver 05



Silver 01



Silver 02



Silver 23



Silver 03



Silver 04



Silver 24



Silver 67



Silver 59



Silver 51




Silver 53



Silver 10



Silver 07



Silver 08



Silver 66

BASE BLACK



Black 9



Black 11



Black 17



Black 13



Black 6



Black 1



Black 14




Black 4



Black 3



Black 5



Black 12



Black 18



Black 20



Black 7



Black 15



Black 8



Black 16



Black 2

